



Windows | Doors | Conservatories





## About Inspire

Inspire timber home improvement products are a luxurious addition to your home, exuding classic charm whilst providing all the energy efficiency and security benefits of modern timber windows, doors and conservatories.

Every product is designed with durability in mind so whichever look you go for you can be confident it will stand the test of time.

The Inspire timber range is suited to every type of property, from townhouse to modern apartment. This brochure showcases the range of styles, colours and hardware options on offer to help you find the perfect look for your home that fits in with your individual tastes too.



## Contents

Page 2	Timber Species	Page 21	Bifold Doors
Page 3	Durability by Design & Finishing	Page 22	Conservatories
Page 5	Inspire Windows	Page 24	Glass Options
Page 6	Stormproof Casement Windows	Page 25	Glazing Beads
Page 9	Flush Casement Windows	Page 27	Leaded Glass & Astragal Bars
Page 11	Sash Slider on Spiral Balances	Page 28	Window Hardware
Page 12	Sash Slider on Weights & Pulleys	Page 29	Door Hardware
Page 15	Inspire Doors	Page 30	Colour Options
Page 17	Residential Doors	Page 32	Security
Page 18	French Doors		

## Inspire Timber Species

All timber used for the Inspire range is responsibly sourced from renewable forests, helping to protect the world's natural resources.

Choose from Accoya, Sapele, European Oak or European Redwood, depending on the product, with each species adding its own character to your new windows, doors or conservatory.

With the correct maintenance, finished Inspire timber home improvement products will last up to 50 years without needing to be replaced.

### Accoya

Accoya is a high performance, modified timber made from sustainably sourced softwood. Its durability is labelled as 'Class 1', the highest level of durability for timber.

### European Oak




European Oak features an attractive grain and we source this through an FSC (Forest Stewardship Council) This species has a 'Class 2' durability classification.

### Sapele

A common hardwood sourced from West Africa and the Cameroon, Sapele achieves a 'Class 3' durability classification, making it 'moderately durable'.

### European Redwood

Sourced as engineered laminated stock to improve durability, this species is a cost-effective option for stylish new Inspire timber windows and doors.





The 7 degree bottom rebate slope ensuring that any water that does penetrate the external glazing seals is allowed to dry out and in extreme cases drain out.

## Inspire Durability by Design & Finishing process

To ensure you're getting the best products for your home, the timber Inspire range is designed with sustainability and durability in mind.

Research into high technology timbers, new timber finishing products, and modern manufacturing techniques means your new windows, doors or conservatory will require less maintenance and perform better for longer.

A drained and ventilated glazing system featuring a 7 degree slope to the bottom rebate is incorporated into the design of the externally beaded "Inspire" Timber Windows and Doorsets (excluding Georgian Bar and some bespoke designs eg. Shapes). This Design Feature is critical to the "Durability" and long term performance of the product giving added protection against rot and premature failure of the Double Glazed Unit. Products are factory finished in a range of high performance microporous colours and stains.





## Inspire Windows

Inspire timber windows are an ideal replacement for double glazed PVCu windows if you want a more traditional look. They can also replace original single glazed timber windows to help improve the energy efficiency of your home.

Maintain the classic appearance of your home with traditional sliding sash styles or opt for a casement style for a cleaner, more contemporary look which still has all the aesthetic appeal of a real timber window.

*Not only do our new windows look absolutely stunning, they require much less maintenance and have helped reduce our energy consumption.*



### Hardware & Colours

- View our range of hardware options on page 28
- View our range of finishes on page 30

## Inspire Stormproof Casement Windows

Stormproof windows are designed for areas with harsher environments where extra protection against the elements is needed. The classic design of Inspire timber Stormproof windows never goes out of fashion, giving you an attractive replacement window which will also help weather-proof your home.

Inspire Stormproof casement windows can be matched to your existing windows or feature unique details for a stand-out look. A range of cill, frame thickness, sash options and hardware are available, for a truly bespoke look that suits all types of property.

Inspire timber Stormproof casement windows can be finished in an opaque colour or translucent stain, both of which are moisture resistant to give your windows further protection from the elements.



### Available in the following wood options

- ✓ Accoya
- ✓ Sapele
- ✓ European Oak
- ✓ European Redwood

### Hardware & Finishes

- View our range of hardware options on page 28
- View our range of finishes on page 30









## Inspire Flush Casement Windows

Inspire timber flush casements give you a traditional look with a fuss free finish and are ideal for conservation projects where this style is a staple feature of period properties. Inspire flush sash windows replicate the original but are designed with a range of innovative features for modern window performance.

Casement is one of the most versatile styles of window. Windows can be top hung, bottom hung or a combination of these. You can even create bay and bow styles which are popular in older properties.

To complete an authentic period flush sash window look, there are a range of colours to choose from for an original painted timber window look, along with traditional style hardware in a variety of finishes.



### Available in the following wood options

- ✓ Accoya
- ✓ Sapele
- ✓ European Oak
- ✓ European Redwood

### Hardware & Finishes

- View our range of hardware options on page 28
- View our range of finishes on page 30








## Inspire Sash Slider on Spiral Balances

Timber sash windows are a typical feature in many older properties, but are a popular style for both period and modern homes. Inspire timber sash sliders on spiral balances are a modern solution to weights and pulleys sash windows, giving you the look of a traditional box sash window combined with modern technology.

This style is suitable for newer homes as it doesn't require the deep reveals for fitting

a traditional weights and pulleys window so can easily replace more modern PVCu systems.

Traditional ironmongery is available with Inspire timber sash sliders for an authentic look but modern details such as an optional tilt-in facility for easy cleaning make this style easy to maintain.



### Available in the following wood options

✓ Accoya

✓ Sapele

✓ European Oak

✓ European Redwood

### Hardware & Finishes

- View our range of hardware options on page 28
- View our range of finishes on page 30

## Inspire Sash Slider with weights and Pulleys

The ideal replacement for original timber box sash windows, Inspire timber sash sliders are designed to replicate original weights and pulleys systems with as much accuracy as possible.


Unlike traditional single glazed box sash windows, Inspire timber sash sliders use a timber section size which can accommodate double glazing. Replace your old sash

windows like for like and improve your home's thermal efficiency.

Features of the window include a deep bottom rail, run-through sash horns and Georgian bars, with a choice of traditional style hardware and opaque or translucent colour options for a look that's just right for your home.

### Available in the following wood options

- ✓ Accoya      ✓ Sapele      ✓ European Oak      ✓ European Redwood



### Hardware & Finishes

- View our range of hardware options on page 28
- View our range of finishes on page 30











## Inspire Doors

Find the ideal door for your home in the Inspire timber collection. Styles range from traditional to more contemporary solutions depending on the look you want and type of property you live in.

Refresh the entrance of your home with a traditional style timber residential or French door. Or if you want something with extra wow factor, Inspire timber bifolding doors are an impressive feature in any home.

### Hardware & Finishes

- View our range of hardware options on page 29
- View our range of finishes on page 30





## Inspire Residential Doors

Turn heads with an attractive new entranceway that combines traditional style with modern performance and security features.

Whether you live in a townhouse or cottage, modern apartment or detached home, there's an Inspire door to fit in with your property and personal preferences. Create

any design you like, solid or glazed, along with additional style details such as arches and side panels.


Inspire residential doors are designed to be durable and secure. A three point dead-bolt lock and anti-bump, snap and drill cylinder helps protect your home from would-be intruders, giving you peace of mind.

### Available in the following wood options

✓ Accoya

✓ Sapele

✓ European Oak



### Hardware & Finishes

- View our range of hardware options on page 29
- View our range of finishes on page 30

## Inspire French Doors

Inspire French doors suit almost any type of property, letting light into your property and providing an alternative to a standard PVCu entrance door onto a garden or patio area.

Minimal modern as well as classic styles can be achieved, including arched head designs and Georgian bar details, to create a look that's just right for you.

Best of all Inspire French doors are designed with sustainability and security in mind. Be confident knowing your new door is built to last a lifetime and is fitted with a three point dead-bolt lock which is proven to resist the three main burglary attack methods: bumping, drilling and snapping.

### Hardware & Finishes

- View our range of hardware options on page 29
- View our range of finishes on page 30

### Available in the following wood options

- ✓ Accoya
- ✓ Sapele
- ✓ European Oak









## Inspire Bi-folding Doors

Inspire bifolding doors are a modern twist on traditional French and sliding patio doors. They have the ability to completely open up a space, making it brighter, and giving your home the illusion of being bigger.

Inspire bifolding doors can have up to seven panels and span a width of seven metres. Open up your new door in summer for beautiful, uninterrupted views to outside, and in the winter sit back and relax knowing your Inspire bifolding door will help keep your home warm. The door also features

Choose from a range of colours and finishes to match your new or existing windows and the brickwork of your home.

### Available in the following wood options

- ✓ Accoya
- ✓ European Oak
- ✓ Sapele

### Hardware & Finishes

- View our range of hardware options on page 29
- View our range of finishes on page 30

## Inspire Conservatories

Add another room to your home or simply create a place where you can relax with a luxurious Inspire timber conservatory. Inspire conservatories are built to last, making them an ideal solution for creating extra space in your home that you can enjoy in all seasons, for years to come.

Styles range from modern lean-to to bespoke designs guaranteed to make your new conservatory the talk of the neighbours.

Choose from the Dempsey II Traditional or

bespoke Petworth conservatory roofs. The traditional roof includes solid timber rafters, ring beams and eaves beam complete with external aluminium cappings for a low maintenance and internal timber finishing trims.

The Petworth roof offers enhanced design detailing including pilasters, dentil moulding, lead lined timber gutters and decorative carvings.

### Available in the following wood options

- ✓ Accoya
- ✓ Sapele
- ✓ European Oak

### Hardware & Finishes

- View our range of hardware options on page 29
- View our range of finishes on page 30







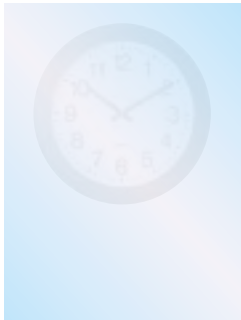
## Inspire Glass Options

Inspire timber windows can be installed with single or double glazed patterned glass in a range of different styles to add character to your home.


Patterned glass can be used to closely match or replace an existing window pattern, or as

an attractive way to maintain privacy in your home.

The degree of obscurity will vary depending on the glass, but our patterned glass options are designed to still allow natural light to enter a room.



Satin



Stippolyte



Cotswold



Contoura



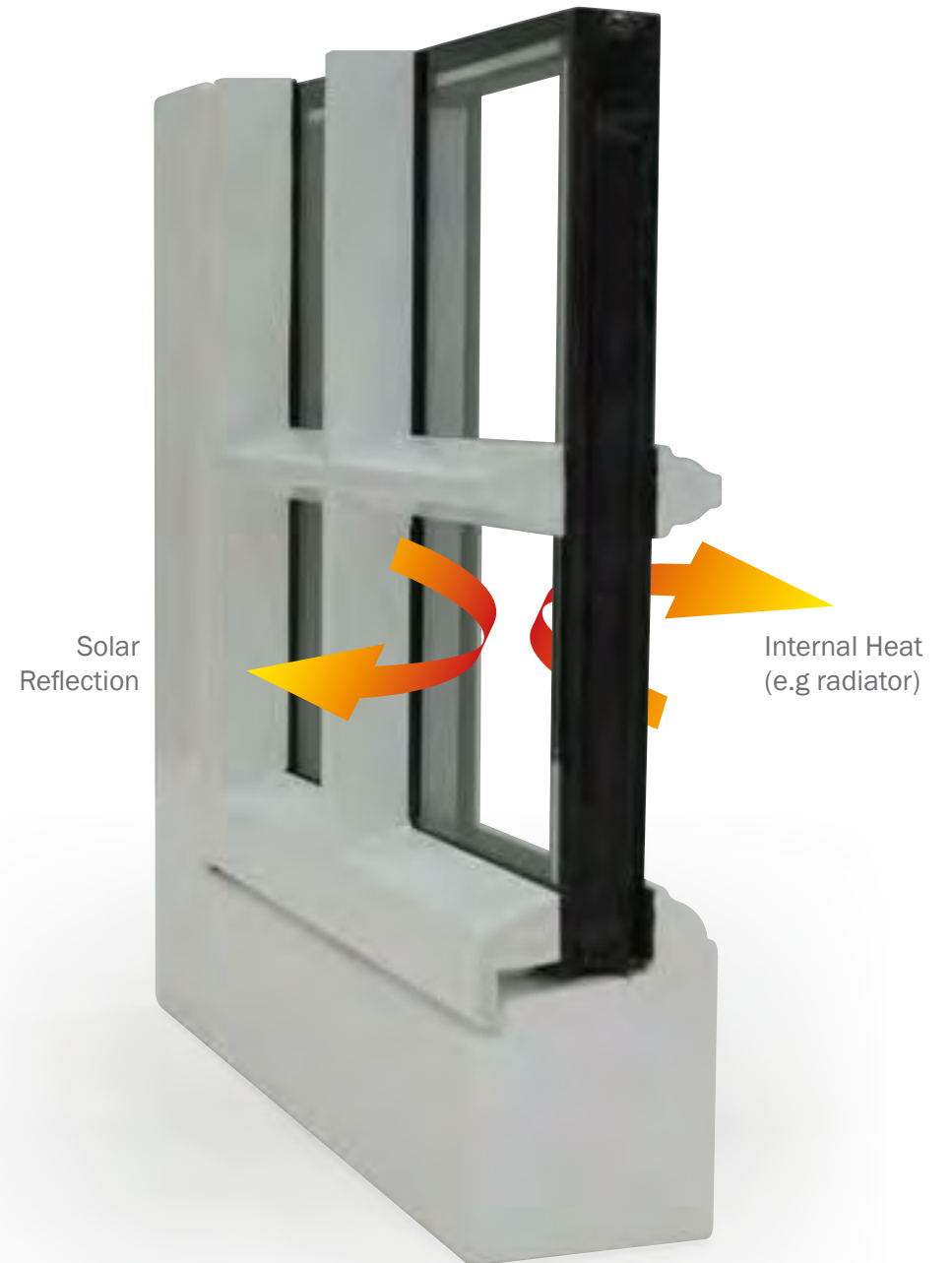
Minster



Canterbury



Active Neutral



## Inspire Glazing Beads



### **Ebernoe: 4-10mm Single Glazed**

Ebernoe is ideal for conservation areas where maintaining original aesthetics is extremely important as it uses traditional putty glazing techniques.

### **Petworth: 16mm IGU**

As energy efficient as a 24mm unit, Petworth is a double glazed sash which gives the appearance of single glazing.

### **Amberley: 20mm IGU**

The moulding on Amberley is based on traditional timber putty-line external and internal moulding details. This style is available with or without astragal bars.

### **Mayfield: 24mm IGU**

Mayfield's modern design is available with or without astragal bars, and in conjunction with the astragal bar option an interbar creates the appearance of single glazing.





Leaded Glass



External Georgian Bars



Internal Georgian Bars



## Inspire Leaded Glass and Astragal Bars

To replicate the appearance of various styles of original timber windows, you can have Inspire timber windows fitted with leaded glass or astragal bars.

Leaded glass designs can be created to match existing patterns but the most popular style is diamond pattern leading.

Astragal bars were a common feature on traditional timber windows and Inspire windows can incorporate astragal bars to recreate this look.

## Inspire Window Hardware Options




The finishing touches for your new timber windows are the handles. Choose from lots of different finishes to complement the colour scheme of your home, or to create a focal feature of the window.

### Window Handles




### Teardrop Handles

Choose a teardrop handle for a more traditional appearance. They give an interesting style detail that looks good in all types of home.



## Inspire Door Hardware Options



Available in: Antique Black, Black, Bronze, Chrome, Gold, Graphite, Satin & White



### Letterplates

Alongside stunning door handles and door knockers, the Inspire range also includes matching letterplates.

Please note: These do not match with the traditional ironmongery range

## Knockers & Spyholes



Victorian Urn with Spyhole

Victorian Urn

Lions Head

Horsetail


The first interaction someone will have with your home is when they knock on the front door, so make sure you create the right first impression with a stylish Inspire door knocker. From the traditional to the contemporary, we offer door knockers to suit any home. We also offer a selection of spyholes so you can see who is outside before opening your door!

## Timber Door Hinges



Available in: Black, Chrome, Dark Brown, Gold, Satin, Tan & White

## Traditional ironmongery



Gothic Black

Tudor Black

Narrow Twist

Handmade Pewter Ring

Gothic Pewter

Avon Black

Handmade Black Ring

## Stainless Steel door handles



ES21

ES23

ES24




ES3 1800mm

ES3 800mm

ES3 400mm

Stainless Steel Knocker

## Stainless Steel door pulls



EK53

EK570

EK350

## Wall mounted letter boxes



EBK10

EBK13

Please note, the stainless steel range is only available on our composite doors

We reserve the right to change our ironmongery range



Afromosia<sup>1</sup>



Antique Oak<sup>1</sup>




Cypress<sup>1</sup>



Iroka<sup>1</sup>



Light Oak<sup>1</sup>



Mid Oak<sup>1</sup>



Oak<sup>1</sup>



Nut<sup>1</sup>



Rosewood<sup>1</sup>



Mahogany<sup>1</sup>



Teak<sup>1</sup>



Walnut<sup>1</sup>



Ebony<sup>2</sup>



Chartwell Green<sup>2</sup>

## Inspire Colour Options

Inspire timber home improvement products are available in a range of colours and finishes to match, or stand out from the rest of your home's style.

### Translucent finishes<sup>1</sup>

To preserve the natural beauty of your new window, door or conservatory, go for a finish

in the translucent collection.

### Opaque colour<sup>2</sup>

Traditionally, timber windows were always painted, and you can achieve this look with the opaque colour range. This includes any of the 1,900+ shades in the RAL colour spectrum, giving you a huge range of choice.



Magnolia<sup>2</sup>



Olive Green<sup>2</sup>



Lavenham Blue<sup>2</sup>



White<sup>2</sup>





*Our timber range is available in any colour and can be colour matched to suit your existing property.*

*\* We can even match Farrow & Ball colours.*



## Inspire Security

Unsecure windows and doors are vulnerable to potential intruders but with Inspire you can be confident your home will stay secure.

Inspire timber windows and doors are fitted with high performance locking systems, with doors featuring a three-point dead-bolt lock and anti-bump and drill cylinder, and cylinder guard. This protects the door from the three main burglary attacks – bumping, drilling, snapping – keeping you safe.

## Secured by Design

Secured by Design is a police initiative put in place to improve security measures in homes across the UK. By choosing home improvement products that meet these standards you can be confident your property will stay secure.

The following Inspire timber products are Secured by Design accredited. Please note other products can be modified to Secured by Design specifications if needed:

- Stormproof casement windows
- Residential doors
- Vertical slider on spiral balances windows

*All of our inspire window and door products are fitted with the latest high security locking mechanisms from leading suppliers.*

